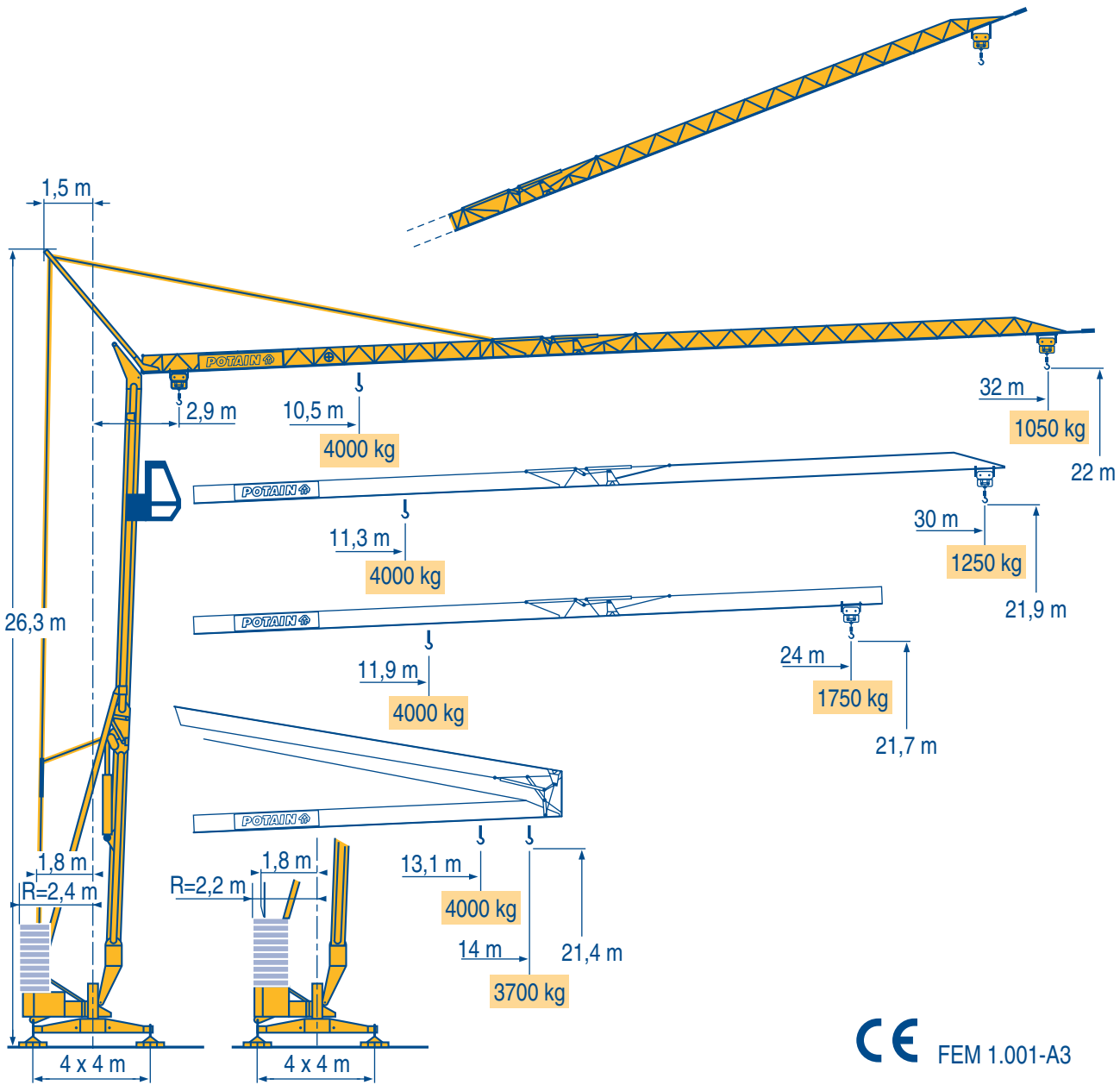


HD 36



Igo
HD
HDM



HDT



GTMR



CITY CRANE



TOPKIT MD
MAXI MD



MAXI TOPKIT



Topless MDT



MR



CE FEM 1.001-A3



LQH 2



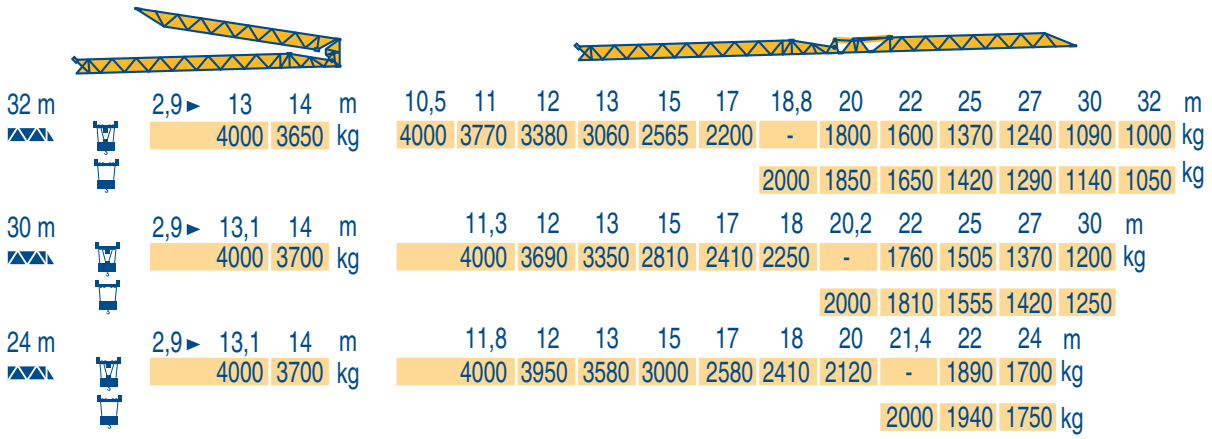
POTAIN 

Courbes de charges
Lastkurven

F Load diagrams
D Curvas de cargas

GB Curve di carico
E Curva de cargas

I
P



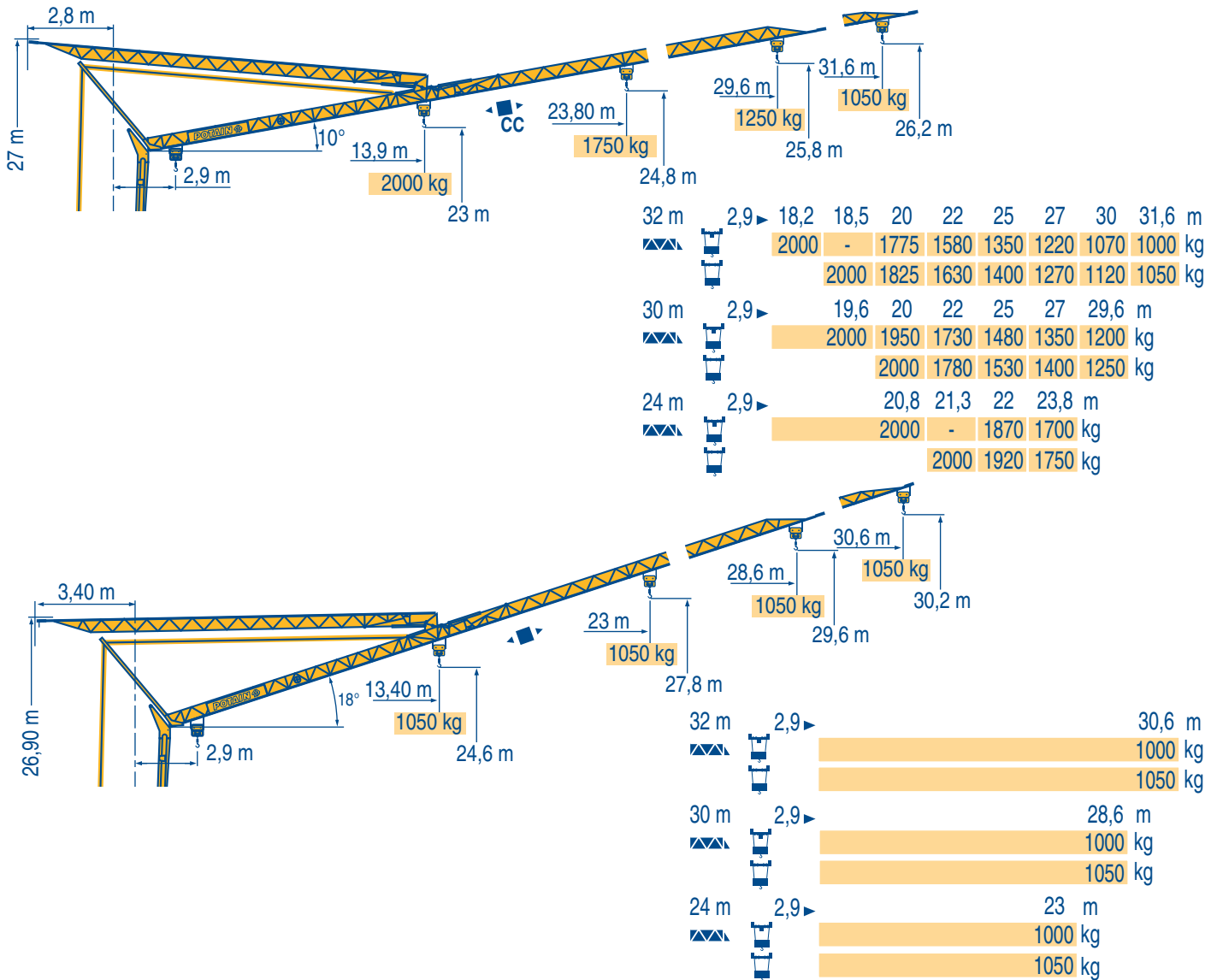
LQH 2

Flèche relevée
Ausleger in Steilstellung

F Luffing jib
D Flecha izada

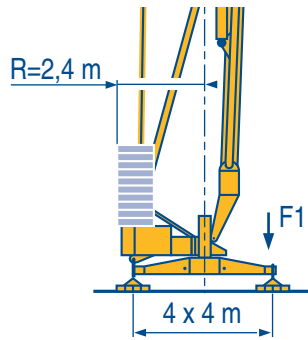
GB Braccio impennato
E Lança inclinada

I
P

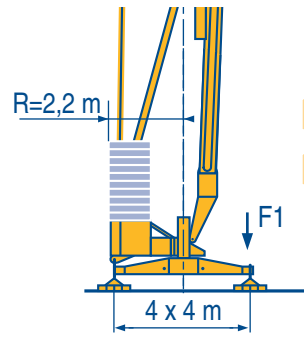


LQH 4

	F Chariot distributeur	D Verfahrbare laufkatze	GB Traversing trolley	E Carro distribuidor	I Carrellino distributore	P Carro distribuidor
CC	Chariot distributeur et courbes de charges	Verfahrbare laufkatze und lastkurven	Traversing trolley and load diagrams	Carro distribuidor y curvas de cargas	Carrellino distributore e curve di carico	Carro distribuidor e curva de cargas



F1 ● 21,2 t ■ 13,9 t
▲ 11,3 t



F1 ● 21,6 t ■ 14,3 t
▲ 11,3 t

LQH 1

●	Réactions en service	F	Reaktionskräfte in Betrieb	D	Reactions in service	GB	Reacciones en servicio	E	Reazioni in servizio	I	Reacções em serviço	P
■	Réactions hors service		Reaktionskräfte außer Betrieb		Reactions out of service		Reacciones fuera de servicio		Reazioni fuori servizio		Reacções fora de serviço	
▲	A vide sans lest (ni train de transport) avec flèche et hauteur maximum		Ohne Last, Ballast (und Transportachse), mit Maximalausleger und Maximalhöhe.		Without load, ballast (or transport axes), with maximum jib and maximum height.		Sin carga, sin lastre, (ni tren de transporte), flecha y altura máxima.		A vuoto, senza zavorra (ne assali di trasporto) con braccio massimo e altezza massima.		Sem carga (nem trem de transporte)- sem lastro com lança e altura máximas.	

Mécanismes
Antriebe

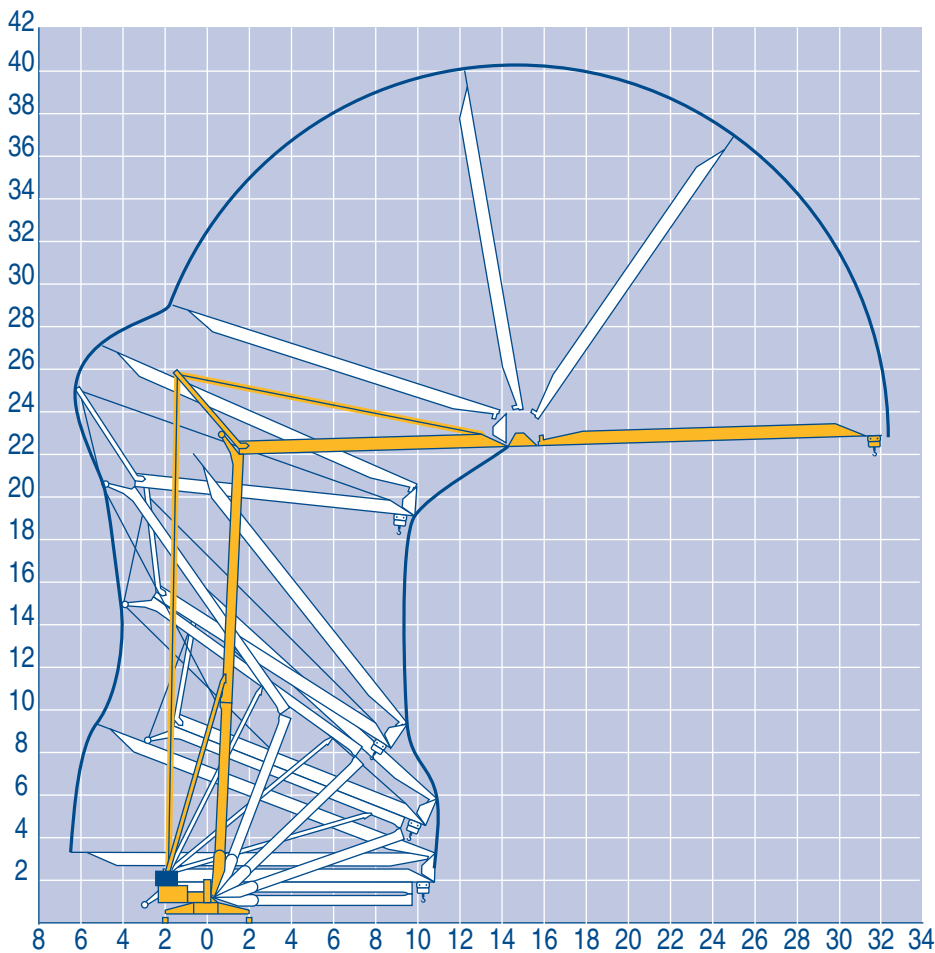
Mechanisms
Mecanismos

Meccanismi
Mecanismos

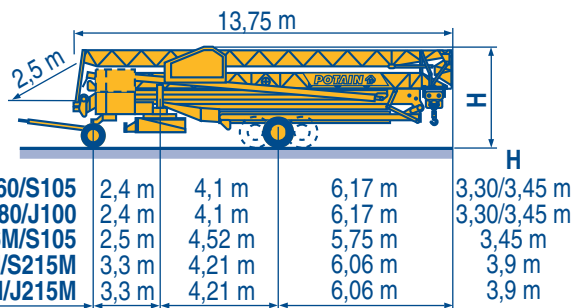
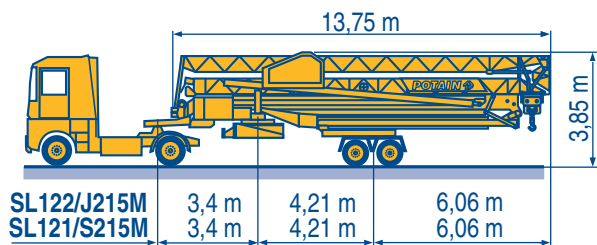
										ch - PS hp	kW	
▲	15 LVF 10	m/min	5	27	43	53	2,5	13,5	21,5	26,5	15	11
		kg	2000	2000	1250	1050	4000	4000	2500	2000		
▼	15 RPC 10 A	m/min	9	27	54		4,5	13,5	27		15	11
		kg	2000	2000	1050		4000	4000	2000			
◀▶	3 D2 V5/2	m/min	21 - 42								2,7	2
⦿	RVF 2 30	tr/min U/min rpm	0 → 0,2 → 0,8								1,5	1,1
CEI 38		IEC 38		kVA								
400 V (+6% -10%) 50 Hz		20 kVA				84/534 - 87/405						

LQH 3

▲	Levage	F	Heben	D	Hoisting	GB	Elevación	E	Sollevamento	I	Elevação	P
◀▶	Distribution		Katzfahren		Trolleying		Distribución		Distribuzione		Distribuição	
⦿	Orientation		Schwenken		Slewing		Orientación		Rotazione		Rotação	
🎧	Conforme aux directives CEE 84/534 et 87/405 sur le niveau acoustique		Gemäss EWG-Richtlinien 84/534 und 87/405 für den Schall-Leistungspegel		In compliance with the EEC 84/534 and 87/405 Instructions on noise level		Conforme con las directivas CEE 84/534 y 87/405 sobre el nivel acústico		Conforme alle direttive CEE 84/534 e 87/405 sul livello acustico		Conforme as directivas CEE 84/534 e 87/405 sobre o nível acústico	



LQH 1



SL122/J215M

SL121/S215M

CJ125M/J215M

DJ126M/S215M

DJ126M/S105

DS60/S105

DS80/J100

LQH 1



Document commercial non contractuel. Pour toute information technique se référer à la notice correspondante

Unverbindliches Vertriebsdokument. Für technische Informationen, siehe die entsprechenden Anweisungen.

This commercial document is not legally binding. For any technical information, please refer to the corresponding instructions.

Documento commercial non contractuel. Para cualquier información técnica, ver la noticia correspondiente.

Documento commerciale non vincolante, per tutte le informazioni tecniche fare riferimento al catalogo istruzioni

Documento comercial não contratual. Para qualquer informação técnica complementar consultar as respectivas instruções

POTAIN

18.Rue de Charbonnières, B.P. 173
F-69132 ECULLY Cedex
Tél. (33)04.72.18.20.20
Fax (33)04.72.18.20.00
http://www.potain.com
E-mail : mkt@potain.fr



Manitowoc Crane Group

Deutschland
POTAIN GmbH
Italia
POTAIN S.p.A.
Portugal
POTAIN Portugal
Singapore
MANITOWOC POTAIN PTE LTD

Tel : 06.1.05.70.40

Tel : 0.331.49.33.11

Tel : 22.968.08.89

Tel : 227.15.50

Copyright.Reproduction interdite © POTAIN 1998

HD 36

Réf. 1998.47 LQH 8